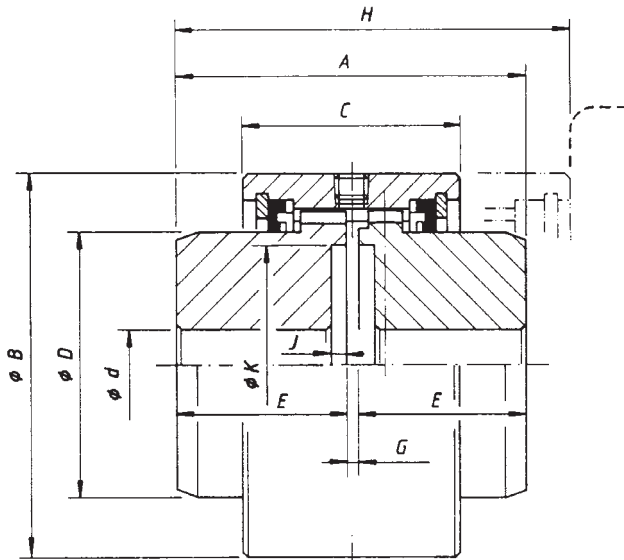
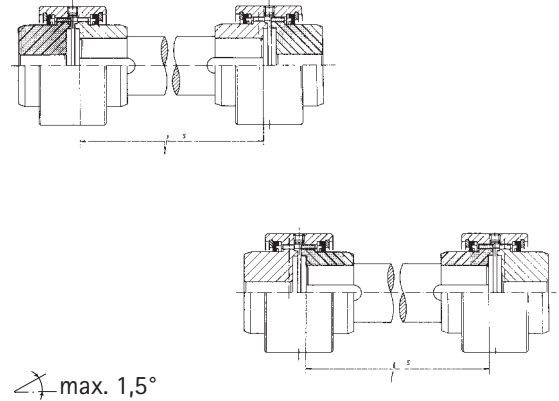










## FLEX - RIGID



## SET FLOATING SHAFT



Shaft can be supplied at demands

|  ← A150 |                         |   | Type CFS |       |       |       |       |       |     |
|--|-------------------------|---|----------|-------|-------|-------|-------|-------|-----|
|  |                         |   | 30       | 40    | 55    | 65    | 80    | 100   |     |
|         | d Ø nominal max.        | mm  | 32       | 42    | 57    | 70    | 85    | 100   |     |
|  | d Ø min.                | mm  | 0        | 0     | 22    | 25    | 38    | 38    |     |
|  | * d Ø max.              | mm  | 35       | 42    | 63    | 75    | 90    | 110   |     |
|         | Tn                      | Nm  | 550      | 1100  | 1970  | 3240  | 5600  | 8500  |     |
|  | Tp                      | Nm  | 1100     | 2200  | 3940  | 6480  | 11200 | 17000 |     |
|         | min.max.                | tr/min<br>omw/min<br>rpm<br>min <sup>-1</sup> |          |       |       |       |       |       |     |
|         | α                       | degré<br>graad<br>degree<br>Grad              | 0,75     | 0,75  | 0,75  | 0,75  | 0,75  | 0,75  |     |
|         | J<br>(WR <sup>2</sup> ) | kgm <sup>2</sup>                              | 0,002    | 0,004 | 0,010 | 0,022 | 0,052 | 0,122 |     |
|         |                         | kg  | 2        | 3,4   | 6     | 9,1   | 15    | 29    |     |
|         |                         | dm <sup>3</sup>                               | 0,022    | 0,036 | 0,063 | 0,114 | 0,201 | 0,270 |     |
| mm: ±  | A                       | mm  | 80       | 95    | 110   | 120   | 140   | 222   |     |
|  | B                       | mm  | 84       | 95    | 120   | 140   | 168   | 190   |     |
|  | C                       | mm  | 50       | 65    | 68    | 80    | 95    | 102   |     |
|  | D                       | mm  | 50,9     | 60,4  | 82,6  | 100   | 121   | 143   |     |
|  | E                       | mm  | 38,5     | 46    | 53,5  | 57    | 67    | 108   |     |
|  | G                       | mm  | 3        | 3     | 3     | 6     | 6     | 6     |     |
|  | H                       | 10  | mm       | 96    | 117   | 124   | 146   | 175   | 223 |
|  | J                       | mm  | 3        | 5     | 5     | 6     | 6     | 6     |     |
|  | K                       | mm  | 49       | 57    | 76    | 95    | 121   | 140   |     |
|  | min.                    | S   | 8        | mm    | 76    | 92    | 105   | 114   | 133 |

\* Consult us